



2011

2012 4 28

	3
	4
	5
1	5
2	5
3	5
	7
1	7
2	7
	8
1	8
2	9
3	9
	9
1	9
2	11
3	12
4	13
5	14
	15
1	15
2	15
3	16
4	16
5	17
	19
1	19
2	19

	21
1	21
2	21
	23
1	23
2	23
3	24
4	25
	25
1	CSR	25
2	26
3	26
4	26
5	26

2011 1 7

47.08

50 180 300 100

2011

" "

2011

	105.28		66.44%
8.45		41.54%	105.63%
	7.61		32.85%

"

" " "

353

11.31% "

"

2012 4 28

1

" " " "

2005 3 29

2011 1 7

" "

601118

39.31

353

25

13

1

11

2011

"

"

"

"

2

25%

353

3

120

12%

100

3

2008

6 28,450 /

9 2008 12 8650

/ 70% 8000

/ 6000-7000 /

5

2008

10 12000 /

2008 10 16

4000

1

33

353

6.7% 20 80

2011

60.5%

3120

353

11.31%

"

"

2

2011

1

2011

3

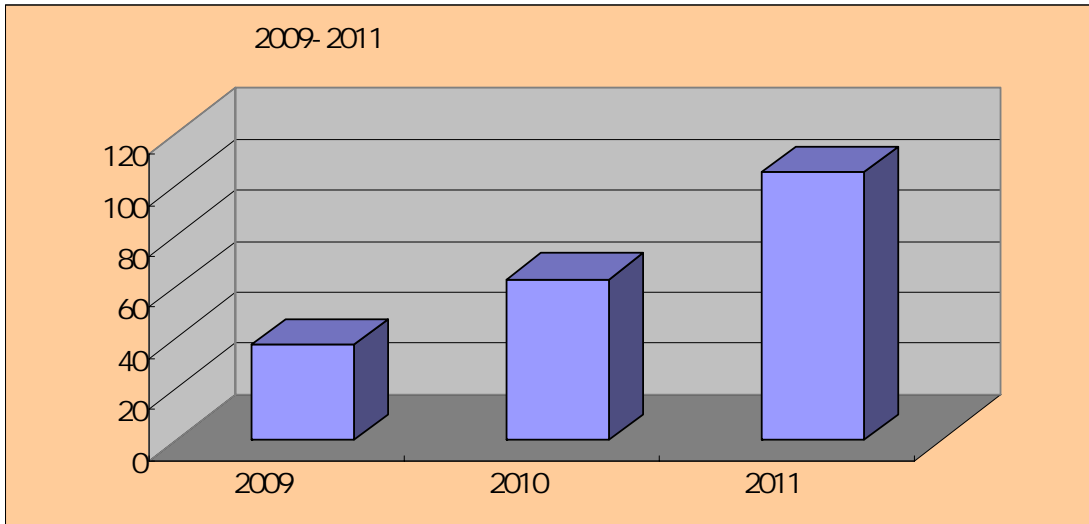
I SO14001

10

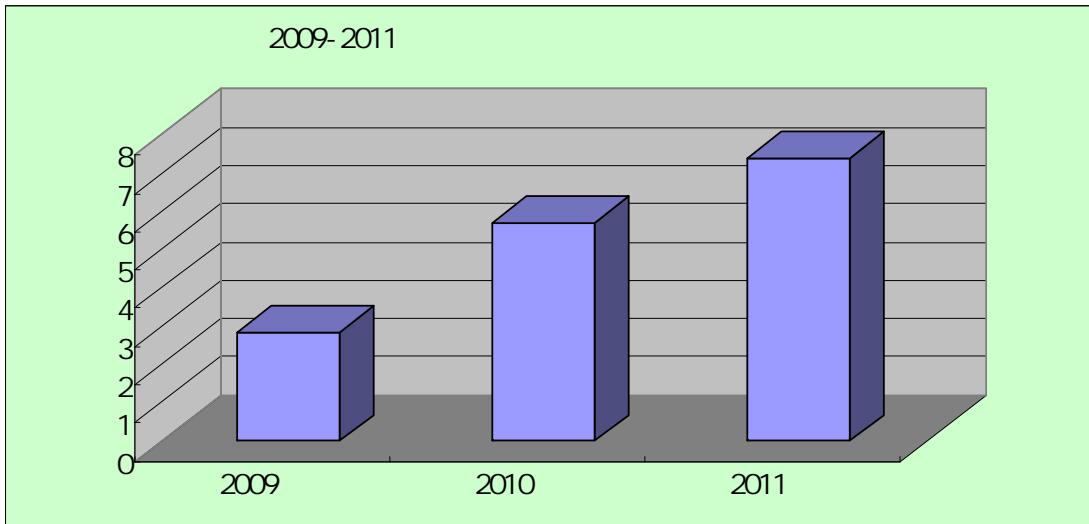
I SO14001

1

1



2



3

2011		3	10	7
12	10	2010		2010
	2010	2010		66
19			27	

3

2011

2012

" 2011 12 31

—

"

4

2011

55

4

2011

2011 1 4

2011 3 11

300

					2011	3	11	
								20
						12	9	
2011	6			(50	180	100	
300								
2011	9	23		"	"			
			"	"				
			"	"				
					2011	"	"	
		1164		2011				
5								

							2008
2010				10			
	50%						2011
			10		0.8		

"

"

1

2011

31

2010

24

1205

171

2010

112

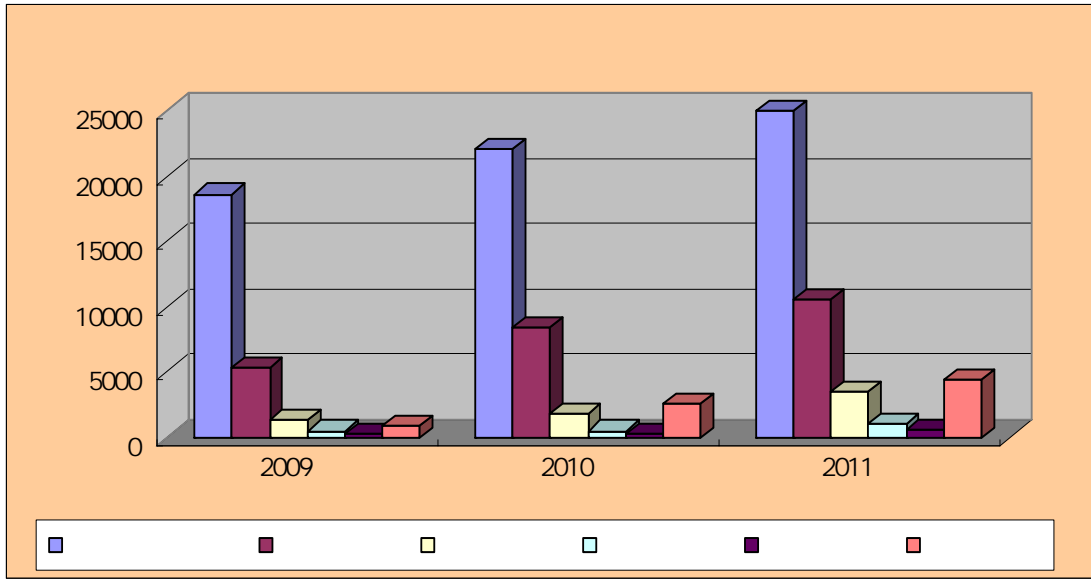
873

100

2

"

"



3

2011

"

"

41.27

108.88

2011

36.48

2011

13

4

OA

2011 2 28

2011 8 11-13

90


2011 8 3

80



5

2011 3 11-12



2011 5 3-4



2011 9 17-18

" "

36

65

282

2012 1 7

60

1

60

1

"

"

1

2011

"

"

2009

7

2011

2011

ISO9001

2011

13
2012

ISO9001

2011

5

2011 11

"

"

3

,

2011

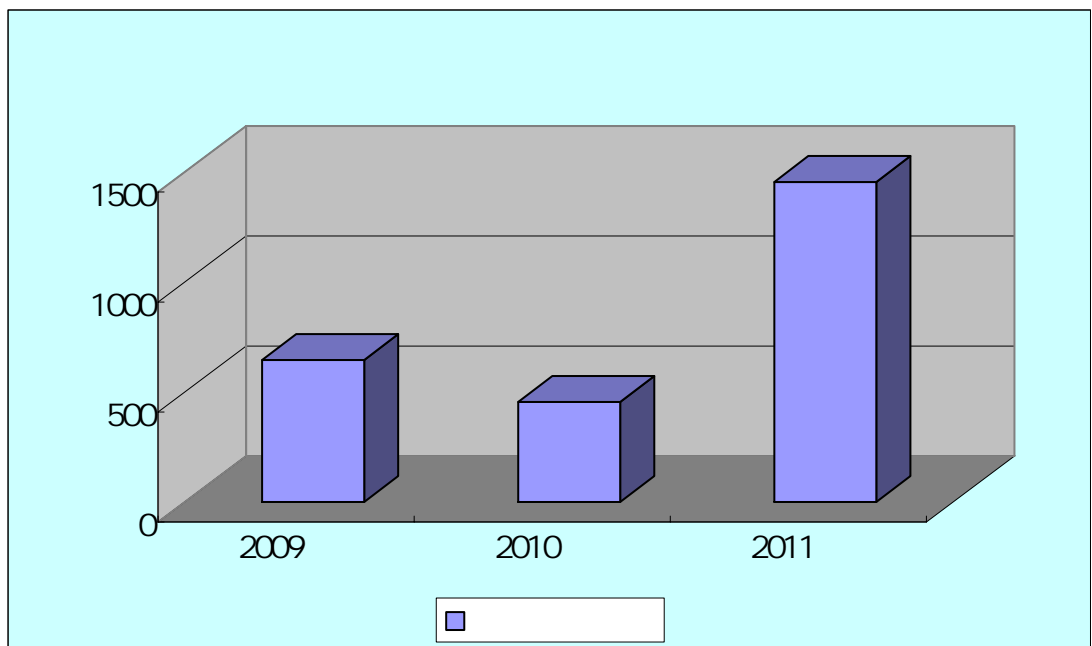
15

1, 352 52

0. 41%

1

2011



2

1

2

90

2011

45

3

2011

60

4

0.25%

0.04%

5

30%

1

				2011
			136,640	26,500
20,255	5,000	243.6		

2

				2011
				931
96	181		38,710	
258	45,910			

" "



3

4,000

2011

2011 1700 3000

500

3

300

4

2011

217.44

29

171.72

153.31

2011

"

"

Corporate Social Responsibility

2012

1

CSR

2012

2011

CSR

" CSR "

“ ”

2

2012

2011

3

4

5

2012 4 28